

Student Satisfaction Survey (SSS) on overall institutional performance

Staff Assessment Report for the academic year 2018-19

The Internal Quality Assurance Cell is one of the systems to assure quality sustenance and enhancement in the college. IQAC organizes feedback mechanism to provide suggestions to the institution to take appropriate action as indicated by student. A centralized student evaluation of teachers, departments and institution is done by filling out questionnaires prepared by the IQAC. This is done in the month of October and March in a structured and confidential manner before the commencement of the model examination. This helps the staff and the institution to constantly improve their methodology of imparting knowledge to the students.

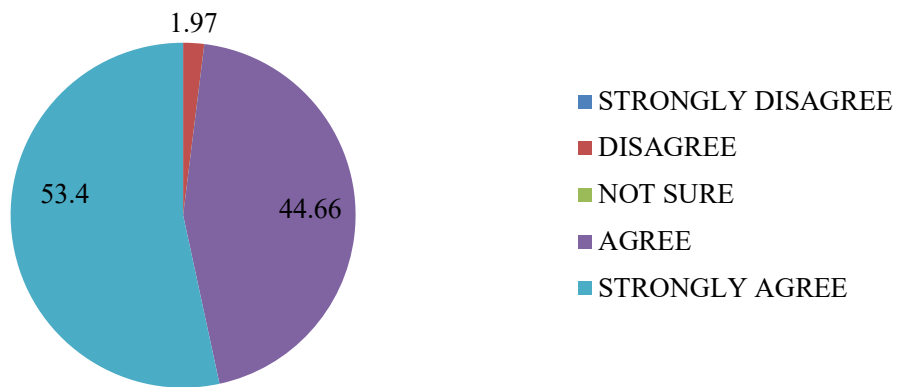
Feedback of Teaching Faculties						
Scores	Shift I	Shift I %	Shift II	Shift II %	Total	Overall %
90 and above	26	49.05	29	54.7	55	51.88
80-89	18	33.96	11	20.75	29	27.35
70-79	6	11.33	7	13.2	13	12.26
60-69	3	5.66	6	11.32	9	8.49
Below 60	-	-	-			
Total	53	100	53	100	106	100

Out of 106 staff of both Shift I and Shift II, 84 staff have been ranked above 80% which accounts to 80% of the staff who have been recognized by the students with greater scores and another 12% of the staff are placed with score 70 to 79%. Overall 92% of the staff of Chellammal Women's College has been recognized for their committed service with greater scores. The Principal discusses the general comments and addresses the problems at the staff meeting. The Overall Response to the staff assessment was good.

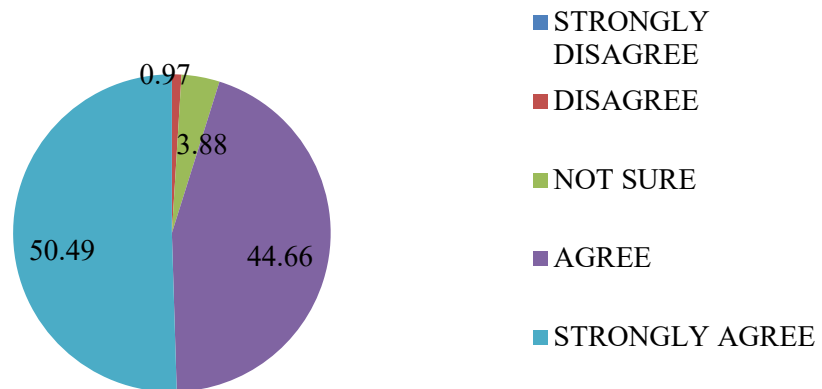
This questionnaire was intended to collect information relating to students' satisfaction towards facilities and services provided to create a conducive atmosphere for teaching and learning. The consolidated report is as follows:

Statement	Strongly Disagree	Disagree	Not Sure	Agree	Strongly Agree
1. The prescribed books/reading materials are available in the library/Seminar.		1.94		44.66	53.40
3. The library/seminar staff is cooperative and helpful.		1.94	4.85	54.37	38.83
4. Internet facilities are available in the department.	0.97	0.00	17.48	44.66	36.89
5. Online educational resources are available and accessible.		3.88	12.62	54.37	29.13
6. The office staff in the department are helpful.		0.00	3.88	35.92	60.19
7. Results and attendance records are displayed on time		1.94	4.85	41.74	51.46
8. Toilets/washrooms are hygienic and properly maintained.		6.80	21.36	35.92	35.92
9. Clean drinking water is available in the department and on the campus.		1.94	1.94	26.21	69.90
10. Grievances/problems are redressed/solved well in time.		1.94	12.62	37.86	47.57
11. The functioning of the placement cell(s) in the university/department is satisfactory		0.97	10.68	28.16	60.19
12. Equipments in the lab(s) are in working condition.		2.91	15.53	42.71	38.83
13. The campus is green and eco friendly.	0.97	1.94	0.97	20.38	75.73
14. The buildings/classrooms are accessible to differently-abled persons.		0.97	13.59	44.66	40.78
15. The classrooms are clean and well maintained.	1.94	1.94	27.18	41.74	27.18
16. The campus has adequate power supply.	1.94		1.94	39.80	56.31

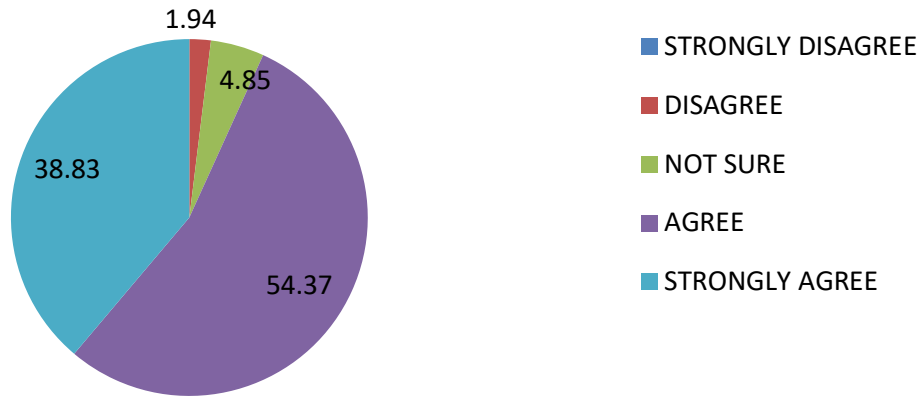
1.The prescribed books/reading materials are available in the library/Seminar.



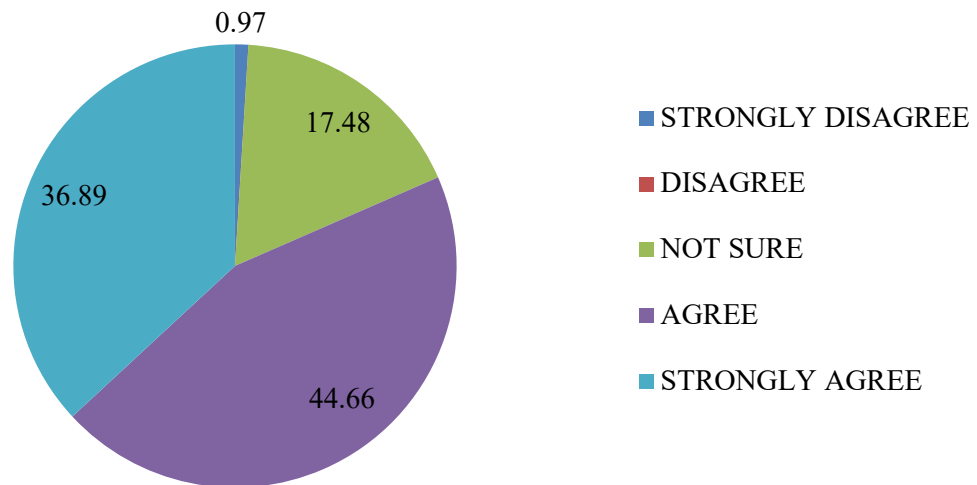
2.Available reading space in library/seminar is satisfactory.



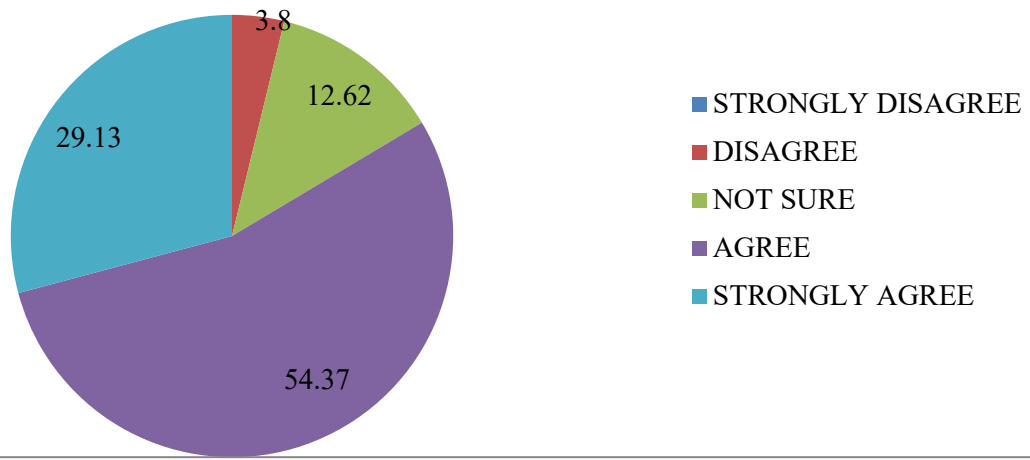
3.The library/seminar staff are cooperative and helpful.



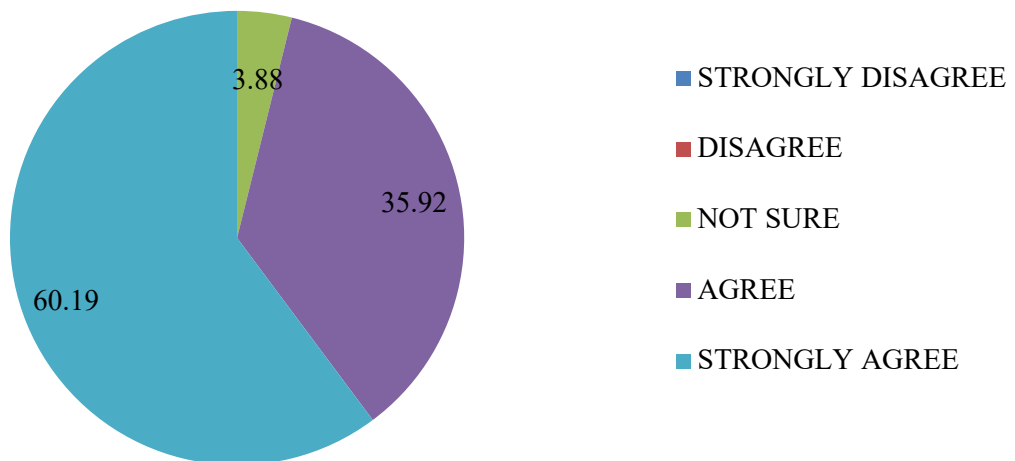
4.Internet facilities are available in the department.



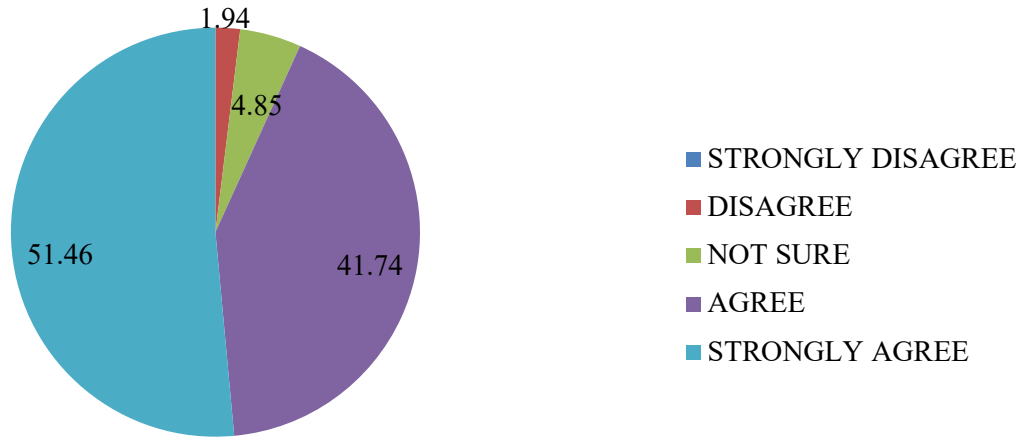
5. Online educational resources are available and accessible.



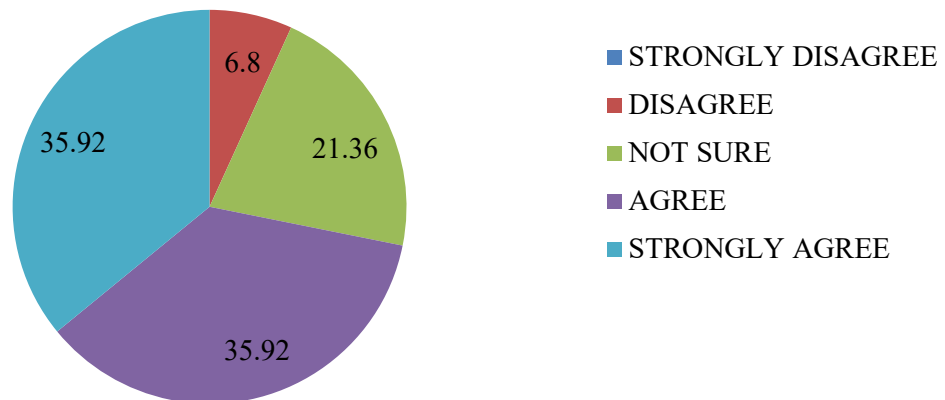
6. The office staff in the department are helpful.



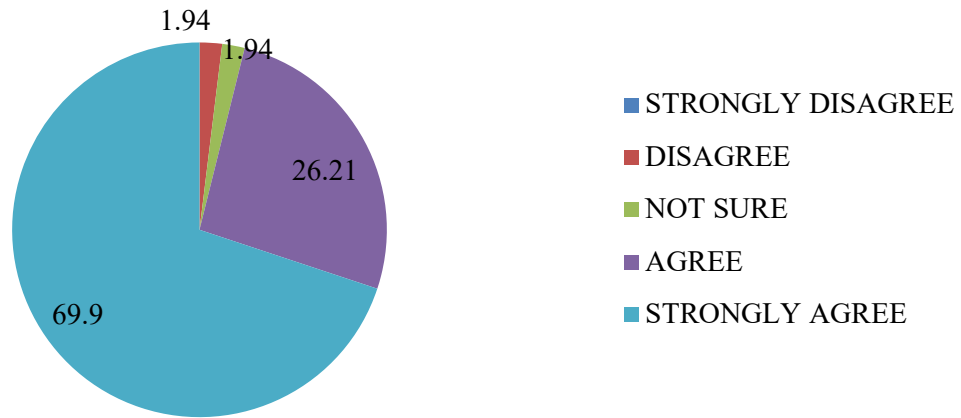
7.Results and attendance records are displayed on time.



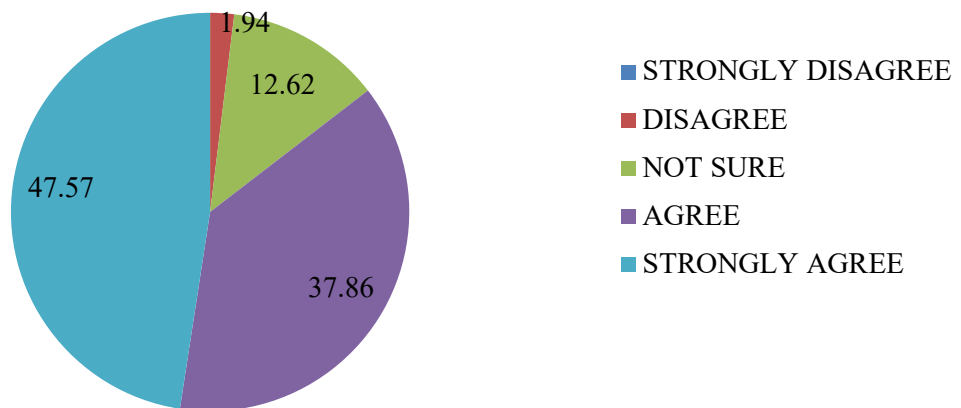
8.Toilets/washroom are hygienic and properly maintained.



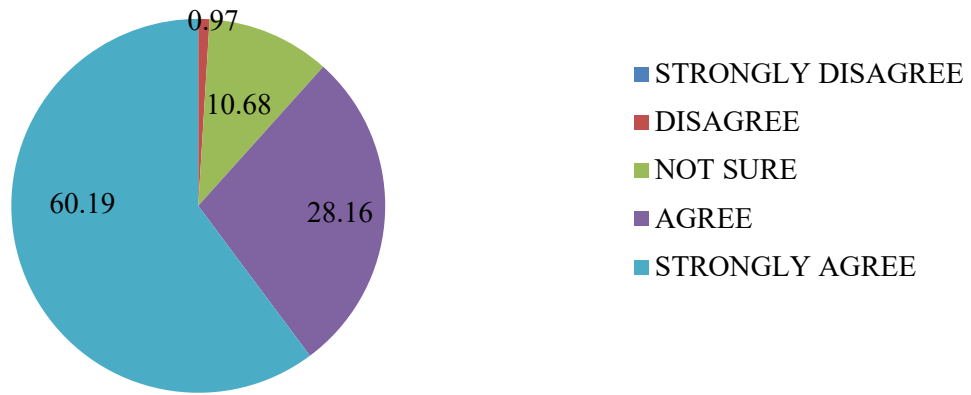
9.Clean drinking water is available in the department and on the campus.



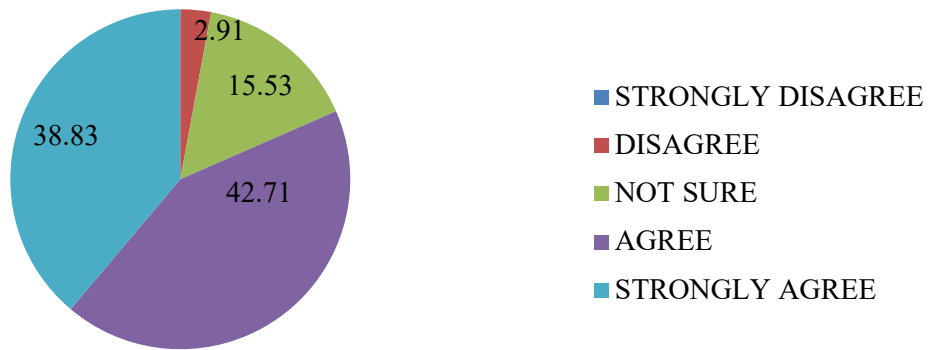
10.Grivances/problems are recessed/solved well in time.



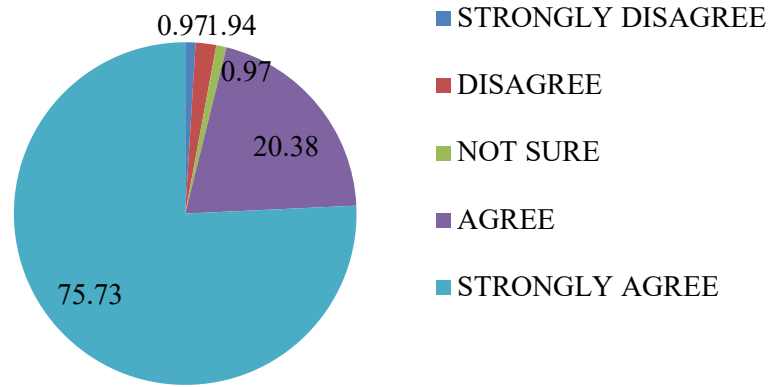
11.The functioning of the placement cell(s) in the university/department is satisfactory.



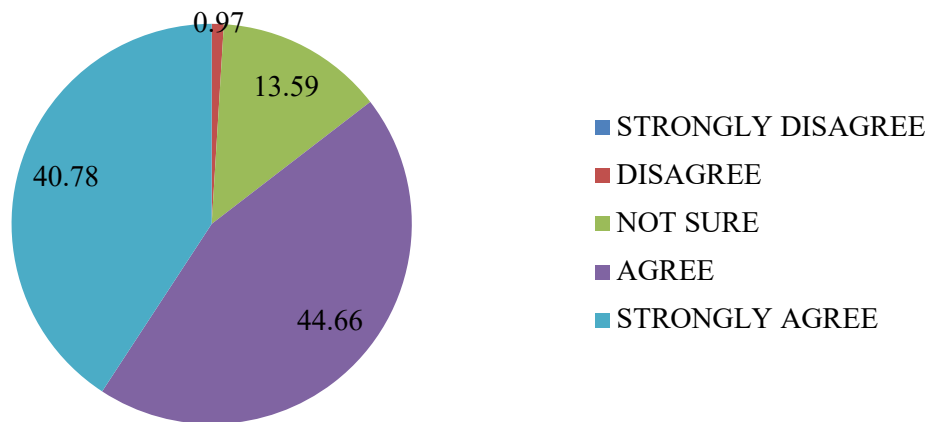
12.Equipments in the lab(s) are in the working condition.



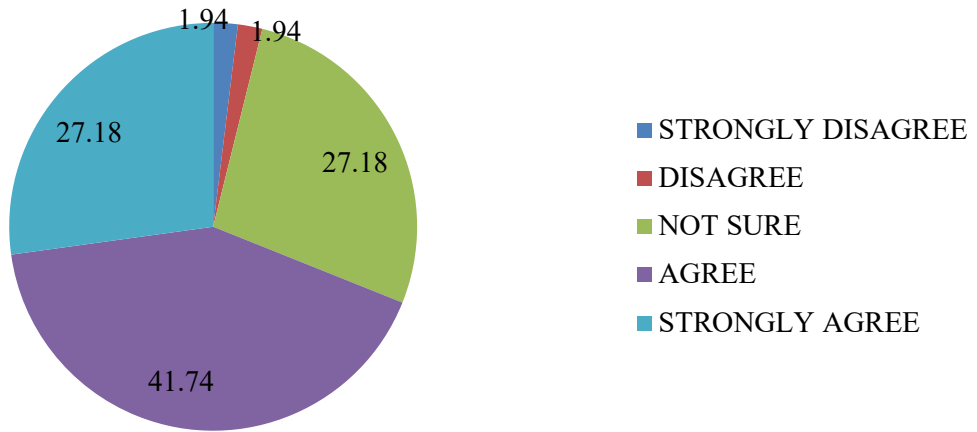
13.The campus is green and eco frinendly.



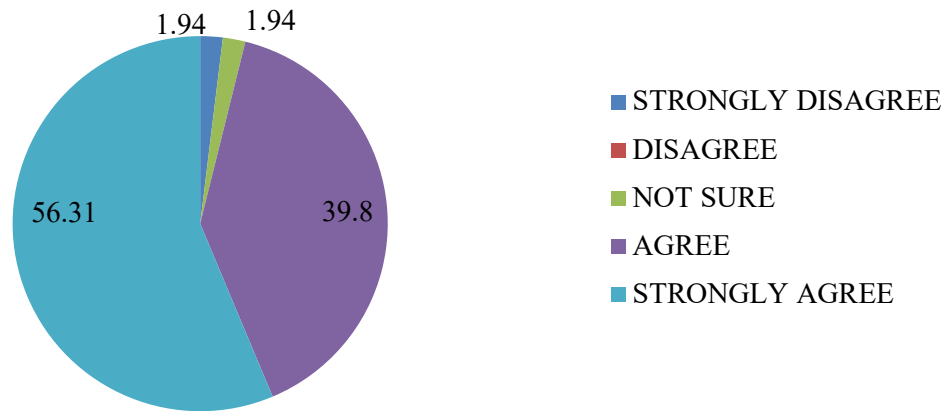
14.The buildings/classrooms are accessible to differnetly-abled persons.



15.The classrooms are clean and well maintained.



16.The campus has adequate power supply.



The students evaluated the department and have provided holistic view of the infrastructure and facilities available and the resources that need to be improved to enhance teaching and learning.

Department of Tamil						
		Excellent	Very Good	Good	Average	Below Average
1	Academic atmosphere in Department	10%	60%	30%		
2	Standard of teaching	70%	10%	20%		
3	Student-Teacher Interaction	50%	30%	20%		
4	Discipline	10%	90%			
5	Relevance of syllabus for their future career	30%	50%		20%	
6	Attending student grievances		80%	20%		
7	Library Facility	80%		20%		
8	Laboratory Facility		80%			20%
9	Computer Facility	40%	40%		20%	
10	Publication of result	80%		20%		
11	Examination pattern	20%	60%	20%		
12	Organization of class seminar	10%	50%	40%		
13	Extra-curricular activities (Picnic, Functions etc)	80%		20%		
14	Alumni Association		40%	40%	20%	
15	Sports Activities	80%		20%		
16	Parent-Teacher Association		80%			20%
Department of English						
		Excellent	Very Good	Good	Average	Below Average
1	Academic atmosphere in Department	40%	60%			
2	Standard of teaching	80%	20%			
3	Student-Teacher Interaction	90%	10%			
4	Discipline	80%	20%			
5	Relevance of syllabus for their future career	60%	40%			
6	Attending student grievances	50%	20%	30%		
7	Library Facility	60%	30%	10%		
8	Laboratory Facility	10%	40%	40%	10%	
9	Computer Facility		60%	30%	10%	
10	Publication of result	60%	40%			

11	Examination pattern	60%	40%			
12	Organization of class seminar	50%	50%			
13	Extra-curricular activities (Picnic, Functions etc)	30%	20%	50%		
14	Alumni Association	10%	50%	40%		
15	Sports Activities	30%	30%	30%	10%	
16	Parent-Teacher Association	30%	70%			
Department of Chemistry						
		Excellent	Very Good	Good	Average	Below Average
1	Academic atmosphere in Department	100%				
2	Standard of teaching	100%				
3	Student-Teacher Interaction	100%				
4	Discipline	100%				
5	Relevance of syllabus for their future career	40%	30%	30%		
6	Attending student grievances	70%	30%			
7	Library Facility	50%	50%			
8	Laboratory Facility	50%	20%	30%		
9	Computer Facility	80%	20%			
10	Publication of result	70%	20%	10%		
11	Examination pattern	80%	20%			
12	Organization of class seminar	70%	30%			
13	Extra-curricular activities (Picnic, Functions etc)	20%	80%			
14	Alumni Association	20%	60%	20%		
15	Sports Activities	40%	60%			
16	Parent-Teacher Association	80%	20%			
Department of Economics						
		Excellent	Very Good	Good	Average	Below Average
1	Academic atmosphere in Department	20%	20%	60%		
2	Standard of teaching	60%	30%	10%		
3	Student-Teacher Interaction		50%	20%	30%	
4	Discipline	30%	60%	10%		
5	Relevance of syllabus for their future career	30%	10%	30%	30%	
6	Attending student grievances		20%	50%	30%	
7	Library Facility		40%	30%	10%	20%

8	Laboratory Facility		20%	30%	40%	10%
9	Computer Facility		20%	50%	20%	10%
10	Publication of result	20%	30%	40%	10%	
11	Examination pattern	10%	70%	10%	10%	
12	Organization of class seminar	50%	30%	10%	10%	
13	Extra-curricular activities (Picnic, Functions etc)	40%	40%			20%
14	Alumni Association	20%	10%	30%	20%	20%
15	Sports Activities	40%	10%	50%		
16	Parent-Teacher Association	20%		30%	30%	20%
Department of Advanced Zoology and Bio-Technology						
		Excellent	Very Good	Good	Average	Below Average
1	Academic atmosphere in Department	40%	60%			
2	Standard of teaching	60%		40%		
3	Student-Teacher Interaction	67%		33%		
4	Discipline	67%		33%		
5	Relevance of syllabus for their future career	33%	24%	33%	10%	
6	Attending student grievances	50%	30%	20%		
7	Library Facility		50%	30%	20%	
8	Laboratory Facility		67%	33%		
9	Computer Facility			50%	50%	
10	Publication of result	17%	17%	33%	33%	
11	Examination pattern	17%	33%	50%		
12	Organization of class seminar	33%	17%		33%	17%
13	Extra-curricular activities (Picnic, Functions etc)	20%	30%		17%	33%
14	Alumni Association		50%	17%	33%	
15	Sports Activities	17%	66%		17%	
16	Parent-Teacher Association		50%	50%		
Department of Commerce						
		Excellent	Very Good	Good	Average	Below Average
1	Academic atmosphere in Department	40%	20%	10%	30%	
2	Standard of teaching	50%	50%			
3	Student-Teacher Interaction	50%	40%	10%		
4	Discipline	20%	60%	20%		

5	Relevance of syllabus for their future career	50%	40%	10%		
6	Attending student grievances	30%	50%	20%		
7	Library Facility	40%	30%	20%	10%	
8	Laboratory Facility	30%	50%	10%	10%	
9	Computer Facility	10%	70%	20%		
10	Publication of result	50%	30%	20%		
11	Examination pattern	40%	40%	10%	10%	
12	Organization of class seminar	10%	50%	10%	10%	20%
13	Extra-curricular activities (Picnic, Functions etc)	40%	20%	10%	20%	10%
14	Alumni Association	30%	30%	30%		10%
15	Sports Activities	40%	50%	10%		
16	Parent-Teacher Association		30%	20%	40%	10%

SHIFT – II

DEPARTMENT OF M.COM						
		Excellent	Very Good	Good	Average	Below Average
1	Academic atmosphere in Department		100%			
2	Standard of teaching	75%	25%			
3	Student-Teacher Interaction	50%	50%			
4	Discipline		100%			
5	Relevance of syllabus for their future career	25%	75%			
6	Attending student grievances	25%	75%			
7	Library Facility	50%	50%			
8	Laboratory Facility		100%			
9	Computer Facility	25%	75%			
10	Publication of result	25%	75%			
11	Examination pattern	25%	75%			
12	Organization of class seminar	50%	50%			
13	Extra-curricular activities (Picnic, Functions etc)	25%	50%	25%		
14	Alumni Association	25%	25%	50%		
15	Sports Activities	25%	50%	25%		
16	Parent-Teacher Association	25%	25%	50%		

DEPARTMENT OF M.A ENGLISH						
		Excellent	Very Good	Good	Average	Below Average
1	Academic atmosphere in Department	100%				
2	Standard of teaching		75%		25%	
3	Student-Teacher Interaction		50%	25%	25%	
4	Discipline	25%	50%		25%	
5	Relevance of syllabus for their future career	75%		25%		
6	Attending student grievances	25%	25%	25%	25%	
7	Library Facility		75%		25%	
8	Laboratory Facility		75%			25%
9	Computer Facility		75%		25%	
10	Publication of result		50%	25%		25%
11	Examination pattern	25%	50%	25%		
12	Organization of class seminar	50%	25%	25%		
13	Extra-curricular activities (Picnic, Functions etc)		50%	25%	25%	
14	Alumni Association	25%	50%		25%	
15	Sports Activities		75%			25%
16	Parent-Teacher Association		75%			25%
DEPARTMENT OF COMPUTER SCIENCE						
		Excellent	Very Good	Good	Average	Below Average
1	Academic atmosphere in Department	25%	75%			
2	Standard of teaching		25%	75%		
3	Student-Teacher Interaction	25%	25%	50%		
4	Discipline	25%	75%			
5	Relevance of syllabus for their future career	25%	50%	25%		
6	Attending student grievances		25%		75%	
7	Library Facility	75%	25%			
8	Laboratory Facility	25%	75%			
9	Computer Facility	25%	75%			
10	Publication of result	75%	25%			
11	Examination pattern	75%	25%			
12	Organization of class seminar	75%	25%			
13	Extra-curricular activities (Picnic, Functions etc)	25%		75%		

14	Alumni Association		25%	25%	50%	
15	Sports Activities	50%	50%			
16	Parent-Teacher Association	75%	25%			
DEPARTMENT OF B.Com A&F						
		Excellent	Very Good	Good	Average	Below Average
1	Academic atmosphere in Department	100%				
2	Standard of teaching	75%	25%			
3	Student-Teacher Interaction	75%	25%			
4	Discipline	75%	25%			
5	Relevance of syllabus for their future career	25%	75%			
6	Attending student grievances	50%	50%			
7	Library Facility	75%	25%			
8	Laboratory Facility	75%	25%			
9	Computer Facility	75%	25%			
10	Publication of result	75%	25%			
11	Examination pattern	100%				
12	Organization of class seminar	75%	25%			
13	Extra-curricular activities (Picnic, Functions etc)	50%	50%			
14	Alumni Association	25%	75%			
15	Sports Activities	75%	25%			
16	Parent-Teacher Association	75%	25%			
DEPARTMENT OF COMMERCE						
		Excellent	Very Good	Good	Average	Below Average
1	Academic atmosphere in Department	40%	30%	30%		
2	Standard of teaching	60%	40%			
3	Student-Teacher Interaction	40%	60%			
4	Discipline	40%	50%	10%		
5	Relevance of syllabus for their future career	30%	50%	10%	10%	
6	Attending student grievances	10%	80%	10%		
7	Library Facility	40%	20%	40%		
8	Laboratory Facility	30%	10%	60%		
9	Computer Facility	30%	60%	10%		
10	Publication of result	25%	25%	40%	10%	
11	Examination pattern	25%	60%	15%		

12	Organization of class seminar	50%	40%	10%		
13	Extra-curricular activities (Picnic, Functions etc)	60%	40%			
14	Alumni Association	25%	25%	40%	10%	
15	Sports Activities	100%				
16	Parent-Teacher Association		25%	60%	15%	
DEPARTMENT OF BBA						
		Excellent	Very Good	Good	Average	Below Average
1	Academic atmosphere in Department		100%			
2	Standard of teaching	50%	50%			
3	Student-Teacher Interaction	50%	50%			
4	Discipline		100%			
5	Relevance of syllabus for their future career		100%			
6	Attending student grievances		75%	25%		
7	Library Facility	50%	50%			
8	Laboratory Facility		100%			
9	Computer Facility		100%			
10	Publication of result	25%	75%			
11	Examination pattern	100%				
12	Organization of class seminar	75%	25%			
13	Extra-curricular activities (Picnic, Functions etc)	25%	50%	25%		
14	Alumni Association		100%			
15	Sports Activities	75%	25%			
16	Parent-Teacher Association		100%			
DEPARTMENT OF MATHEMATICS						
		Excellent	Very Good	Good	Average	Below Average
1	Academic atmosphere in Department	100%				
2	Standard of teaching	50%	50%			
3	Student-Teacher Interaction	100%				
4	Discipline	25%	75%			
5	Relevance of syllabus for their future career		100%			
6	Attending student grievances	75%	25%			
7	Library Facility	75%	25%			
8	Laboratory Facility	100%				

9	Computer Facility	100%				
10	Publication of result	100%				
11	Examination pattern	75%	25%			
12	Organization of class seminar	75%	25%			
13	Extra-curricular activities (Picnic, Functions etc)	25%	75%			
14	Alumni Association	50%	50%			
15	Sports Activities	100%				
16	Parent-Teacher Association	75%	25%			
DEPARTMENT OF B.COM (C.S)						
		Excellent	Very Good	Good	Average	Below Average
1	Academic atmosphere in Department		50%	50%		
2	Standard of teaching		100%			
3	Student-Teacher Interaction	50%	50%			
4	Discipline	50%	50%			
5	Relevance of syllabus for their future career			100%		
6	Attending student grievances		25%	75%		
7	Library Facility	25%	75%			
8	Laboratory Facility		75%	25%		
9	Computer Facility		100%			
10	Publication of result	50%		25%	25%	
11	Examination pattern	50%	25%	25%		
12	Organization of class seminar		100%			
13	Extra-curricular activities (Picnic, Functions etc)	25%		75%		
14	Alumni Association		100%			
15	Sports Activities	100%				
16	Parent-Teacher Association	75%	25%			
DEPARTMENT OF PHYSICS						
		Excellent	Very Good	Good	Average	Below Average
1	Academic atmosphere in Department			40%	60%	
2	Standard of teaching	20%	30%	20%	30%	
3	Student-Teacher Interaction	80%	20%			
4	Discipline	50%	20%		30%	
5	Relevance of syllabus for their future career		40%		30%	30%

6	Attending student grievances	30%	50%	20%		
7	Library Facility	20%	50%		30%	
8	Laboratory Facility	20%	20%	30%		30%
9	Computer Facility	20%	20%	30%		30%
10	Publication of result	50%	20%		30%	
11	Examination pattern	70%			30%	
12	Organization of class seminar	50%	20%			30%
13	Extra-curricular activities (Picnic, Functions etc)	20%	20%		30%	30%
14	Alumni Association		40%		30%	30%
15	Sports Activities	30%	20%	20%		30%
16	Parent-Teacher Association		40%		30%	30%